

REVISED 7/1/19

PRODUCT

JOULLE CHANDELIER
JOULLE 15-002

MATERIALS (FINISHES)

ANODIZED ALUMINUM (AGED
BRONZE, GOLDEN BRASS, SATIN
BLACK, SATIN SILVER)

SOLID OPTIC CRYSTAL (CLEAR,
FROSTED, SMOKE)

WEIGHT

11.8 LBS

LAMPING

INTEGRATED LED (QTY 15)
13W, 3000K
DIMMABLE

CERTIFICATIONS

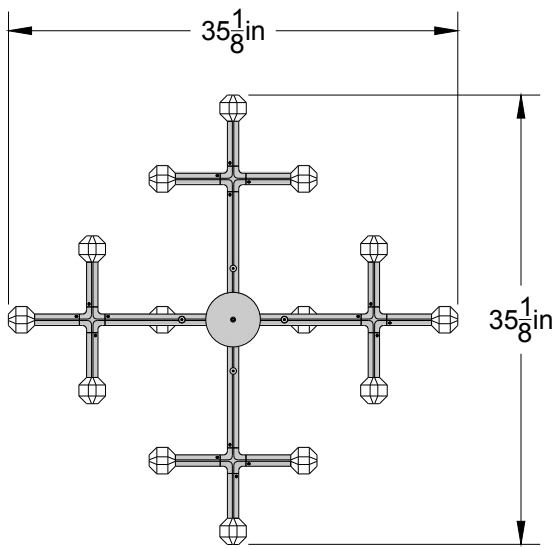
ETL LISTED (120V, US/CANADA)

NOTES

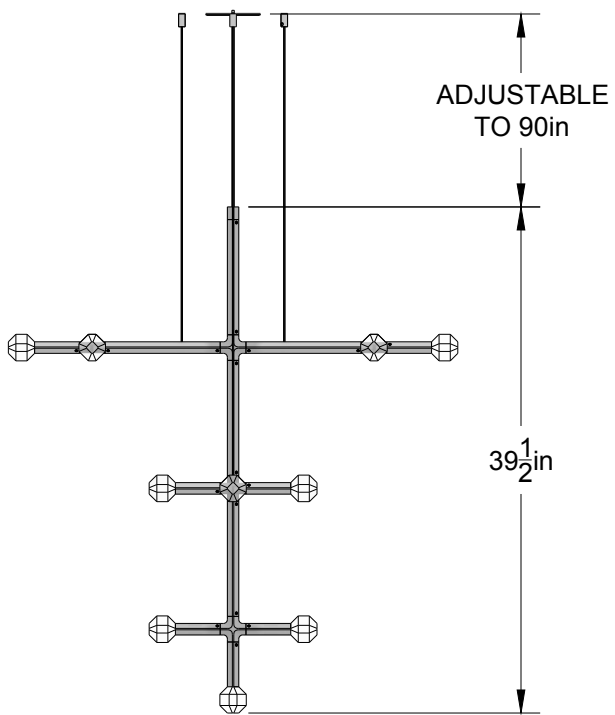
JOULLE IS COMPRISED OF
MODULAR COMPONENTS AND IS
MEANT TO BE ASSEMBLED ON-
SITE BY A QUALIFIED AND
LICENSED ELECTRICIAN AND
INSTALLATION PROFESSIONAL.

PATENT PENDING

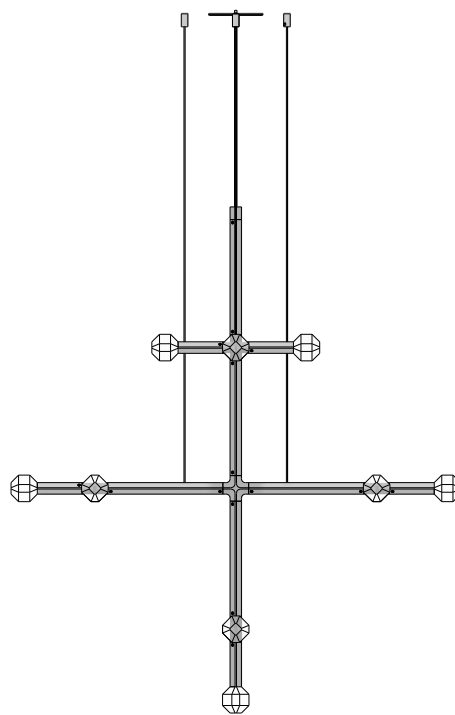




PLAN VIEW



ELEVATION VIEW



SIDE VIEW

© 2019, LAKE AND WELLS, LLC ALL RIGHTS RESERVED