

REVISED 12/1/19

PRODUCT

JOULLE CHANDELIER
JOULLE 14-001

MATERIALS (FINISHES)

ANODIZED ALUMINUM (AGED
BRONZE, GOLDEN BRASS, SATIN
BLACK, SATIN SILVER)

SOLID OPTIC CRYSTAL (CLEAR,
FROSTED, SMOKE)

WEIGHT

9.8 LBS

LAMPING

INTEGRATED LED (QTY 14)
13W, 3000K
DIMMABLE

CERTIFICATIONS

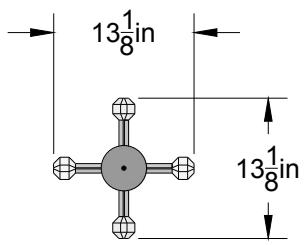
ETL LISTED (120V, US/CANADA)

NOTES

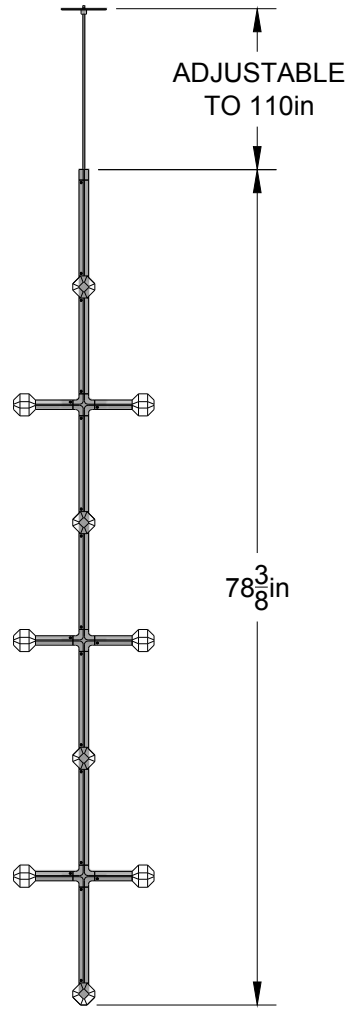
JOULLE IS COMPRISED OF
MODULAR COMPONENTS AND IS
MEANT TO BE ASSEMBLED ON-
SITE BY A QUALIFIED AND
LICENSED ELECTRICIAN AND
INSTALLATION PROFESSIONAL.

PATENT PENDING

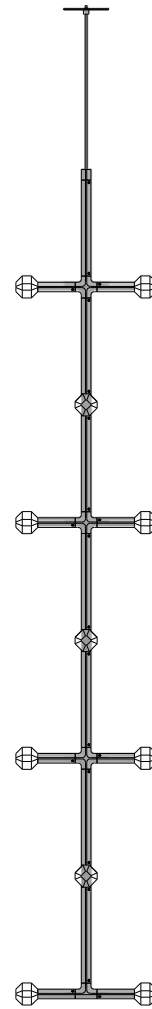




PLAN VIEW



ELEVATION VIEW



SIDE VIEW

© 2019, LAKE AND WELLS, LLC. ALL RIGHTS RESERVED